

This kit is designed to produce a model of the BR ZCA Seahorse air braked steel open converted from OCA wagons. The best details can be found on the web. The Wagons on the Web site has photographs (<http://www.garethbayer.co.uk/wotw/>) and on Fotopic.

Use good quality polystyrene cement. If you are using the liquid version take care handling the parts because the plank lines draw the cement away from the joint very quickly.

Start by fitting the sides and ends onto the floor. Make sure that the sides sit square onto the floor. The sides fit between the ends.

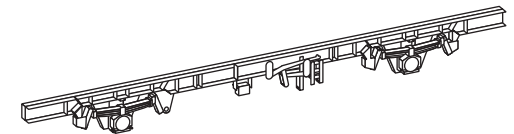
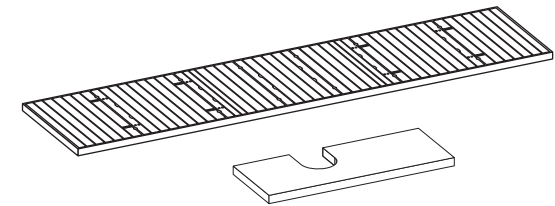
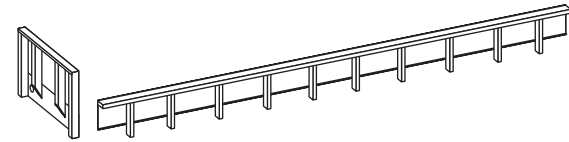
Fit one solebar. Put the wheels in position and fit the other solebar.

Use PECO couplings.

Fit the buffers. These wagons were painted in 'Dutch' grey/yellow livery.

Sample numbers: DC112029, 39, 40, 42, 50, 59, 64, 68, 73, 76, 78, 82, 94,95, 98, 132, 142, 147, 149, 151, 154, 157.

We are grateful to PECO for use of their patent Elsie coupling system in this kit.



Assembly Instructions

RC1072 ZCA Seahorse Open Wagon
Kit requires PECO couplings and 6.2mm wheels to complete.